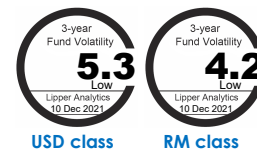


# RHB GLOBAL MACRO OPPORTUNITIES FUND

## JANUARY 2022 FUND FACTSHEET

All data expressed as at 31 December 2021  
unless otherwise stated



### FUND INFORMATION

#### Manager

RHB Asset Management Sdn Bhd

#### Trustee

HSBC (Malaysia) Trustee Berhad

#### Fund Category/Type

Wholesale Feeder (Equity) Fund/ Growth Fund

#### Launch Date

01 June 2016

#### Base Currency

USD

#### Financial Year End

30 June

#### Minimum Initial/Additional Investment

USD USD1,000.00 / USD500.00

RM RM1,000.00 / RM500.00

#### Benchmark

ICE 1 month EUR LIBOR

#### Sales Charge\*

Up to 5.50% of investment amount

#### Redemption Charge\*

None

#### Annual Management Fee\*

1.80% per annum of NAV

#### Annual Trustee Fee\*

Up to 0.06% per annum of NAV

#### Distribution Policy

Annually, if any

#### Bloomberg Ticker/ISIN Code

USD RHBGMOU:MK / MYU9902AL003

RM RHBGMOR:MK / MYU9900AY000

### FUND OVERVIEW

The Fund aims to achieve capital appreciation above its benchmark by investing in one Target Fund, i.e. JPMorgan Investment Funds - Global Macro Opportunities Fund.

#### The Fund's asset allocation is as follows:

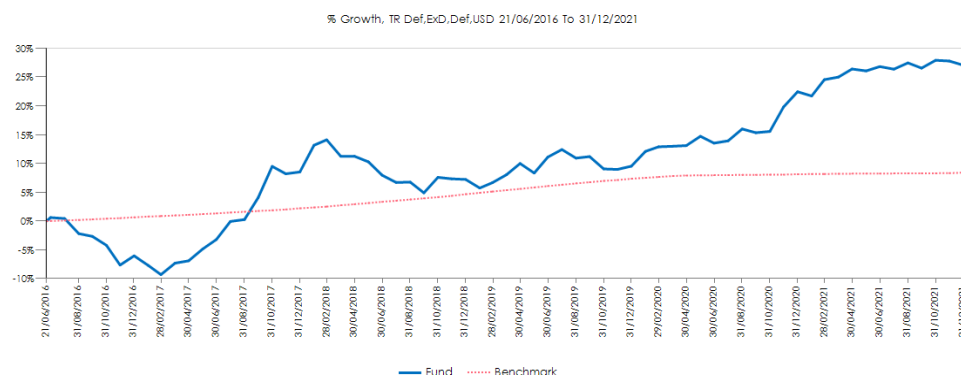
- At least 95% of Net Asset Value (NAV): Investments in the C (Acc) - USD (hedged) shares of the Target Fund;
- 2% to 5% of NAV: Investments in liquid assets including money market instruments and Placements of Cash.

#### The Fund is suitable for investors who:

- 'Sophisticated Investor(s)' as defined in the Information Memorandum.

### FUND PERFORMANCE

#### Performance Chart Since Launch In Base Currency<sup>1</sup>



#### Cumulative Performance In Share Class Currency (%)<sup>1</sup>

	1 Month	3 Months	6 Months	YTD	1 Year	3 Years	Since Launch
USD	-0.57	0.40	0.19	3.76	3.76	18.49	27.06
Benchmark	0.09	0.11	0.15	0.26	0.26	3.57	8.41
RM	-0.51	0.09	0.70	7.19	7.19	19.08	32.30

#### Annualised Performance In Share Class Currency (%)<sup>1</sup>

	3 Years	5 Years	10 Years	Since Launch
USD	5.81	6.22	N/A	4.42
Benchmark	1.18	1.49	N/A	1.47
RM	5.99	6.91	N/A	5.19

#### Calendar Year Performance In Share Class Currency (%)<sup>1</sup>

	2021	2020	2019	2018	2017
USD	3.76	11.80	2.14	-1.20	15.49
Benchmark	0.26	0.73	2.56	2.40	1.54
RM	7.19	8.09	2.78	-0.06	17.38

\*All fees and charges payable to the Manager and the Trustee are subject to any applicable taxes and/or duties and at such rate as may be imposed by the government from time to time.

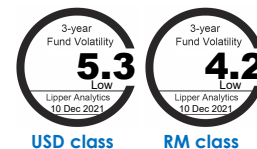
Note: Any bank charges imposed by the relevant banks/ financial institutions will be borne by the Unit Holders.



# RHB GLOBAL MACRO OPPORTUNITIES FUND

## JANUARY 2022 FUND FACTSHEET

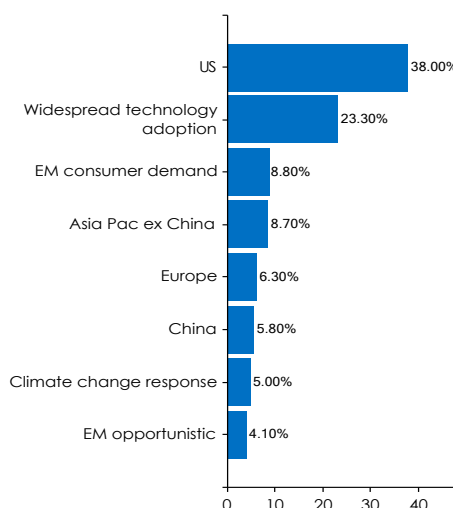
All data expressed as at 31 December 2021  
unless otherwise stated



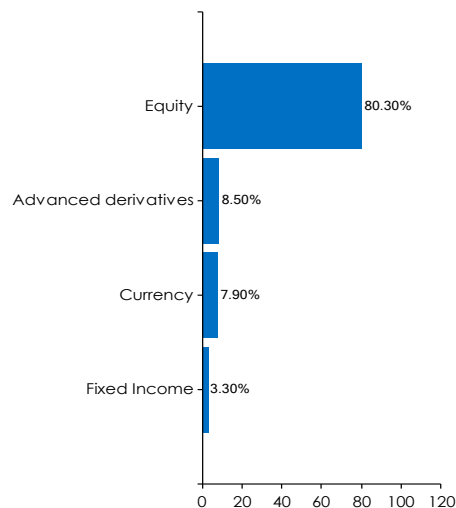
HISTORICAL DISTRIBUTIONS (YEARLY)					
Distribution (Sen)	USD	RM	Yield (%)	USD	RM
Total for Financial Year Ended 2021	4.5000	4.5000	Total for Financial Year Ended 2021	3.73	3.63
24 June 2021	4.5000	4.5000	24 June 2021	3.73	3.63

FUND PORTFOLIO ANALYSIS					
	USD	RM		USD	RM
Highest NAV - 1 Month	1.2323	1.2841	Lowest NAV - 1 Month	1.2125	1.2641
Highest NAV - 12 Months	1.2667	1.3063	Lowest NAV - 12 Months	1.2077	1.2237
Highest NAV - Since Launch	1.2667	1.3063	Lowest NAV - Since Launch	0.9066	0.9154
NAV Per Unit	USD 1.2253	RM 1.2776			
Fund Size (Million)	USD 2.30	RM 22.83			
Units in Circulation (Million)	1.87	17.87			

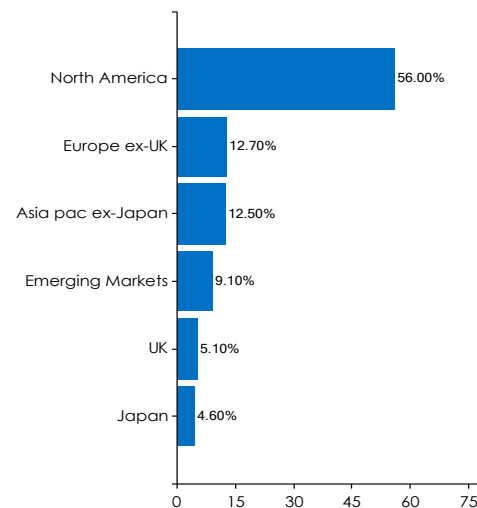
THEME RISK BREAKDOWN <sup>2</sup>



ASSET CLASS RISK BREAKDOWN <sup>2</sup>



REGIONAL RISK BREAKDOWN <sup>2</sup>



<sup>1</sup>Source: Lipper IM. Past performance is not indicative of future performance. Investment involves risks and investor should conduct their own assessment before investing and seek professional advice, where necessary.

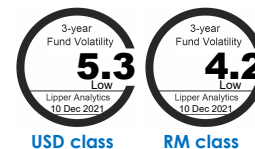
<sup>2</sup>As percentage of NAV. Source : JP Morgan, 31 December 2021. Exposure in JPMorgan Investment Funds - Global Macro Opportunities Fund - 95.51%



# RHB GLOBAL MACRO OPPORTUNITIES FUND

## JANUARY 2022 FUND FACTSHEET

All data expressed as at 31 December 2021  
unless otherwise stated



### DISCLAIMER

Based on the fund's portfolio returns as at 10 December 2021, the Volatility Factor (VF) for RHB Global Macro Opportunities Fund - USD Class is 5.3 and is classified as "Low". The VF for RHB Global Macro Opportunities Fund - RM Class is 4.2 and is classified as "Low" (source: Lipper). "Low" includes funds with VF that are above 4.3 but not more than 10.8 (source: Lipper). The VF means there is a possibility for the fund in generating an upside return or downside return around this VF. The Volatility Class (VC) is assigned by Lipper based on quintile ranks of VF for qualified funds. VF is subject to monthly revision and VC will be revised every six months. The fund's portfolio may have changed since this date and there is no guarantee that the fund will continue to have the same VF or VC in the future. Presently, only funds launched in the market for at least 36 months will display the VF and its VC. The VC referred to was dated 30 June 2021 which is calculated once every six months and is valid until its next calculation date, i.e. 31 December 2021.

A Product Highlights Sheet ("PHS") highlighting the key features and risks of the Fund is available and investors have the right to request for a PHS. Investors are advised to obtain, read and understand the contents of the PHS and Information Memorandum dated 15 November 2016 and its supplementary(ies) (if any) ("collectively known as the Information Memorandum") before investing. The Information Memorandum has been registered with the Securities Commission Malaysia ("SC") who takes no responsibility for its contents. The SC's approval or authorization, or the registration of the Information Memorandum should not be taken to indicate that the SC has recommended or endorsed the fund. Amongst others, investors should consider the fees and charges involved. Investors should also note that the price of units and distributions payable, if any, may go down as well as up. Where a distribution is declared, investors are advised that following the issue of additional units/distribution, the NAV per unit will be reduced from cum-distribution NAV to ex-distribution NAV. Any issue of units to which the Information Memorandum relates will only be made on receipt of a form of application referred to in the Information Memorandum. For more details, please call 1-800-88-3175 for a copy of the PHS and the Information Memorandum or collect one from any of our branches or authorised distributors. Investors are advised that investments are subject to investment risk and that there can be no guarantee that any investment objectives will be achieved. Investors should conduct their own assessment before investing and seek professional advice, where necessary and should not make an investment decision solely based on this Fund Factsheet. Subscription of units of the Fund is only open to sophisticated investors.

The Manager wishes to highlight the specific risks of the Fund are management risk, liquidity risk, country risk and currency risk and the specific risks of the Target Fund are market risk, equity risk, debt securities risk, interest rate risk, below investment grade and unrated debt securities risk, emerging markets risk, currency hedged share class risk and derivatives risk. These risks and other general risks are elaborated in the Information Memorandum.

This Fund Factsheet is prepared for information purposes only. It does not have regard to the specific investment objectives, financial situation and the particular needs of any specific person who may receive it. Past performance is not necessarily a guide to future performance. Returns may vary from year to year.

This Fund Factsheet has not been reviewed by the SC.

