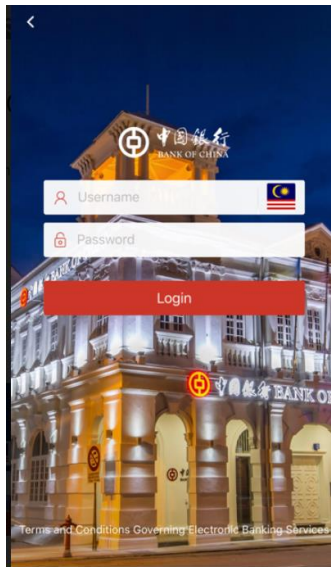


How to place e-FD (Fixed Deposit) on BOC Mobile Banking? 如何在手机银行开立定期存款？

Note: The below steps apply to BOCM Mobile Banking and Internet Banking
(注：以下步骤适用于手机银行和网上银行)

Step 1:

(i) Log in to BOC Mobile Banking (登录马中行手机银行)

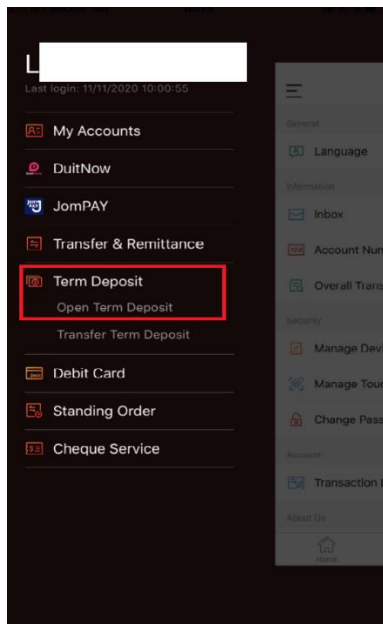


Step 2: (第二步骤)

(i) From the "Term Deposit" menu (在"定期存款"选项里)

(ii) Select "Open Term Deposit" (选择"存款开立")

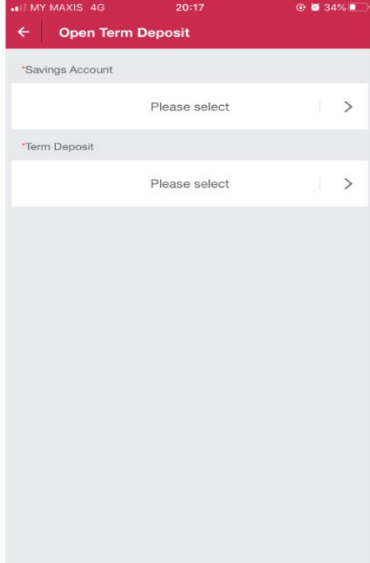
Note: Term Deposit (or Fixed Deposit)



Step 3: (第三步骤)

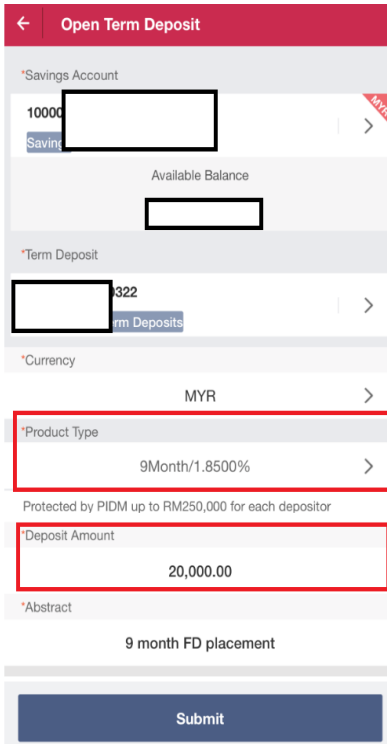
- (i) Choose debiting account at “Savings Account” field (选择“扣款活期账户”)
- (ii) Choose FD Account at “Term Deposit” field (选择“定期存款账户”)

Note: Term Deposit (or Fixed Deposit)



Step 4: (第四步骤)

- (i) At “Product Type” field, select “9-Month”. (在“产品种类”栏位里选择“9个月”)
- (ii) “Deposit Amount” must be at least RM20,000 to be entitled for 9-Month @ 2.20%p.a. Promotion Rate. (存款金额必须至少马币 2 万以享有 9 个月 2.20%优惠年利率).
- (iii) Click “Submit” (点击“提交”)



Step 5: (第五步骤)

- (i) Check the FD placement details. (确认定期存款资料)
- (ii) 9-Month board rate @ 1.85%p.a. will be displayed on screen. (9个月1.85%年利率会展示在此界面)
- (iii) Click "Confirm" (点击“确认”)

× **Confirm deposit information**

Deposit Currency MYR

Deposit Amount 20,000.00

Payer's Account 10000

Term Deposit 1000

Term 9Month

Interest Rate 1.8500%

Abstract 9 month FD placement

Auto Renewal Yes

Confirm

Step 6: (第六步骤)

- (i) Key in 6 digits e-Token password (输入电子令牌密码)

× **eToken**

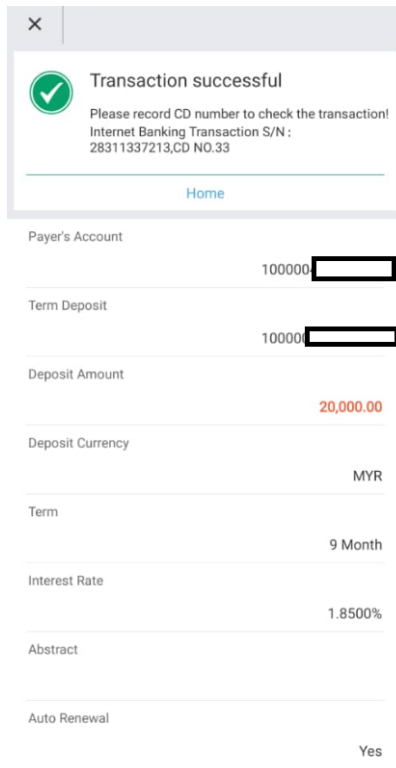
Please enter dynamic password which shall be a 6-digit number

Done

1	2	3
4	5	6
7	8	9
	0	⌫

Step 7: (第七步骤)

(i) Transaction is successful (交易成功)

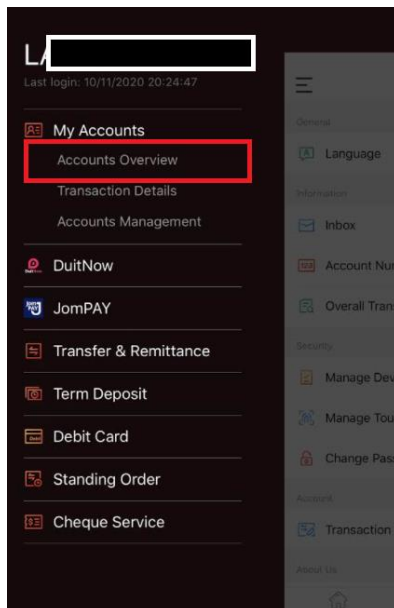


A screenshot of a mobile application confirmation screen. At the top, there is a green checkmark icon and the text "Transaction successful". Below this, it says "Please record CD number to check the transaction!" and "Internet Banking Transaction S/N: 28311337213,CD NO.33". A "Home" button is visible. The screen displays the following details:

Payer's Account	100000
Term Deposit	10000
Deposit Amount	20,000.00
Deposit Currency	MYR
Term	9 Month
Interest Rate	1.8500%
Abstract	
Auto Renewal	Yes

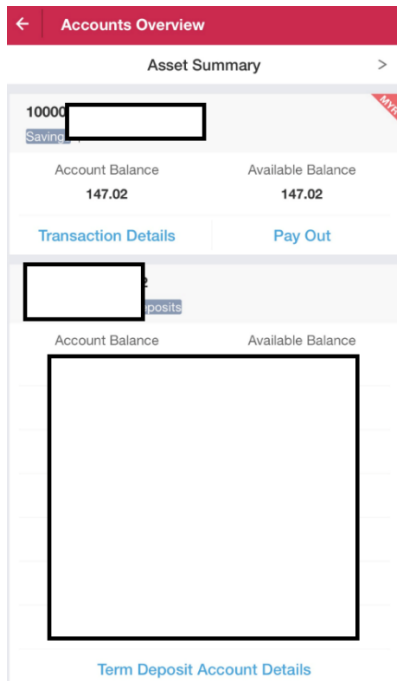
Step 8: (第八步骤)

(i) At "My Accounts", select "Account Overview" (在“银行账户”选项里，选择“账户概览”)



Step 9: (第 9 步骤)

(i) At "Account Overview", select Term Deposit Account (在“账户概览”选项里，选择“定期一本通”)



Step 10: (第十步骤)

(i) The final 9-Month @ 2.20%p.a. Promotion Rate will be displayed on screen (最终的 9 个月 2.20% 优惠年利率会展示在此界面)

